

HEAVY DUTY SCAFFOLD COUPLERS

Swivel & Right Angle Couplers available for tube DIA. 48.3mm & DIA. 60.3mm.

PRESSED COUPLERS

Produced under strict quality control to ensure safe and trouble free application. These cost effective pressed steel fittings are supplied in zinc coating with chromate passivation.

SWIVEL COUPLER



DOUBLE COUPLER (RIGHT ANGLE)




SLEEVE COUPLER




WRAPOVER PUTLOG COUPLER



PUTLOG COUPLER

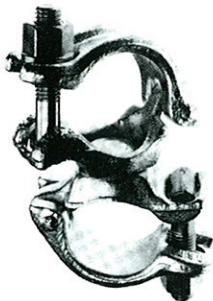


JOINT PIN




DROPFORGED COUPLERS

Produced with priority on strength and robustness, these reliable fittings are ideal for use in safety critical applications.



SWIVEL COUPLER



(RIGHT ANGLE) DOUBLE COUPLER



SCREW-ON COUPLER

Dropforged Putlog Coupler and Joint Pin also available.